

# TOBACCO-RELATED DISPARITIES

**STAT SHOT** A tobacco disparity refers to a sub-population that "stands-out" from peers regarding some tobacco-related health dimension

This document identifies a non-exhaustive list of populations that have a tobacco-related disparity. Most disparate communities are also disproportionately targeted by the tobacco industry and/or have limited access to treatment and health care. It is because of this, that these populations need to be a priority in tobacco prevention and control work.

## LGB

### WISCONSIN ADULT SMOKING RATE<sup>1</sup>



Transgender community data suggests prevalence rates are similar or even higher than their LGB peers.<sup>2</sup>



National studies also suggest LGBTQ youth smoke up to twice as much as heterosexual youth.<sup>3</sup>

## PREGNANT WOMEN



In Wisconsin, 12% of women report smoking during pregnancy, compared to 8% nationally.<sup>7,8</sup>

Among women who quit smoking during pregnancy in the US, 40% relapse within 6 months after delivery.<sup>9</sup>

## SECONDHAND SMOKE EXPOSURE

According to a 2011–2012 national survey:<sup>4</sup>

### CHILDREN

7 out of 10 black children, ages 3 to 11, were exposed to secondhand smoke regularly. This is a prominent disparity as on average 4 out of 10 children were exposed regularly.

### MULTI-UNIT HOUSING

More than 1 in 3 nonsmokers who lived in rental housing were exposed to secondhand smoke.



## HOMELESSNESS



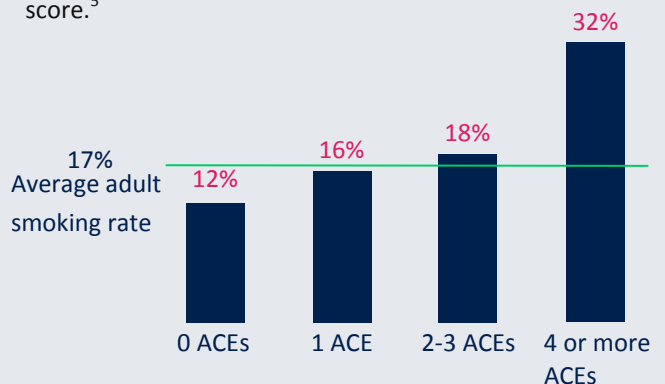
At least 70% of homeless adults in the US smoke.<sup>10</sup>

The majority of homeless smokers started smoking before losing their housing.<sup>11</sup>

## ADVERSE CHILDHOOD EXPERIENCES (ACES)

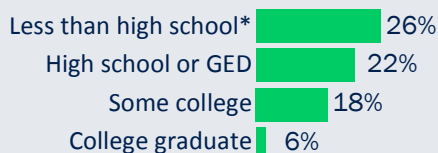
Adverse Childhood Experiences (ACEs) are negative life experiences that occur before the age of 18 (e.g., abuse, neglect, household dysfunction), are linked to risk behaviors, and could lead to negative health outcomes.<sup>5</sup>

There is a strong correlation between smoking and ACE score.<sup>5</sup>



## EDUCATION LEVEL

### 2016 SMOKING RATES IN WISCONSIN<sup>5</sup>

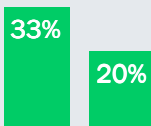


Some national surveys show that 40% of adults with a general education development (GED) certificate smoke.<sup>6</sup>

# TOBACCO-RELATED DISPARITIES STAT SHOT

## SUBSTANCE ABUSE

Nationally, more people in treatment for substance abuse addiction smoke (33%), compared to 20% of the general population.<sup>12</sup>



People with substance use disorders who smoke are much more likely to die from their tobacco use than from their drug or alcohol addiction.<sup>12</sup>

## MENTAL HEALTH

1 in 5 adults in the US have some form of mental health issue.<sup>13</sup>

SMOKERS WITH MENTAL ILLNESS  
1 in 3 with mental illness smoke.<sup>13</sup>



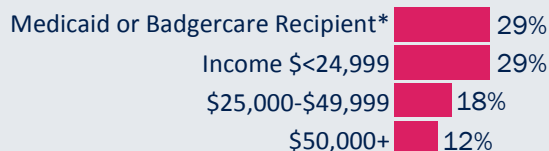
ARE OFTEN HEAVY SMOKERS

Nearly a third of all cigarettes are smoked by adults with mental illness.<sup>13</sup>

## INCOME LEVEL

Americans are 40 percent more likely to smoke if they live below the poverty line.<sup>6</sup>

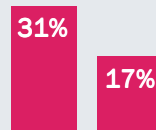
### 2016 SMOKING RATES IN WISCONSIN<sup>5</sup>



## AFRICAN AMERICANS

### IN WISCONSIN

In Wisconsin from 2014-2016, African Americans smoked at much higher rates (31%) than the general population (17%).<sup>1</sup>



### NATIONALLY

In contrast to Wisconsin statistics, African American adults nationally smoke at the same level as the general population (18%).<sup>6</sup>

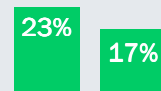
### DISPROPORTIONATE HEALTH BURDEN

Smoking related disease mortality is significantly higher in African Americans than other racial/ethnic groups.<sup>14</sup>

## DISABILITY



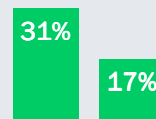
Nationally, the percentage of adults who smoke cigarettes is higher among people with disabilities (23%) than people without disabilities (17%).<sup>6</sup>



## NATIVE AMERICANS

### ADULTS

Adult Wisconsin Native Americans smoke at much higher rates (31%) than the general population (17%), according to 2014-2016 survey data.<sup>1</sup>



## VULNERABLE POPULATIONS

A vulnerable population is a group of people that is marginalized in some way. They typically have less power than the majority of their peers, language and/or cultural differences, and limited access to resources and health care.

TCPD supports tobacco prevention and control efforts among a number of populations who are considered vulnerable. These populations include but are not limited to Asian Americans and Hispanic/Latinx communities.

Research on tobacco prevalence within vulnerable populations is limited. There is a need for more consistent data collection that is inclusive of these groups. When looking at intersecting populations we have an even more significant gap in data collection, but can hypothesize that individuals who identify with multiple vulnerable populations are at an even greater risk for using tobacco.

# TOBACCO-RELATED DISPARITIES STAT SHOT

Please note: Data shouldn't be compared between boxes if it comes from different sources.

## REFERENCES:

1. 2014-2016 Wisconsin Behavioral Risk Factor Surveillance System
2. Bye, L., Gruskin, E., Greenwood, G., Albright, V., & Krotki, K. (2005). California Lesbians, Gays, Bisexuals, and Transgender (LGBT) Tobacco Use Survey — 2004. California Department of Health Services.
3. Austin SB, et al. Sexual Orientation and Tobacco Use in a Cohort Study of US Adolescent Girls and Boys. Archives of Pediatrics & Adolescent Medicine. 2004;158:317-322
4. Centers for Disease Control and Prevention. Vital [Signs: Disparities in Nonsmokers' Exposure to Secondhand Smoke—United States, 1999–2012](#). Morbidity and Mortality Weekly Report 2015;64(4):103–8
5. 2016 Wisconsin Behavioral Risk Factor Surveillance System
6. Centers for Disease Control and Prevention. [Current Cigarette Smoking Among Adults—United States, 2005–2013](#). Morbidity and Mortality Weekly Report 2014;63(47):1108–12
7. 2015 Wisconsin Interactive Statistics on Health Birth Module: <https://www.dhs.wisconsin.gov/wish/birth/index.htm>
8. Curtin SC, Mathews TJ. [Smoking prevalence and cessation before and during pregnancy: Data from the birth certificate, 2014](#). National Vital Statistics Reports; Vol. 56 No. 1. Hyattsville, MD: National Center for Health Statistics. 2016.
9. Centers for Disease Control and Prevention. [Tobacco Use and Pregnancy](#).
10. Lee TC, Hanlon JG, Ben-David J, et al. Risk factors for cardiovascular disease in homeless adults. Circulation. 2005;111:2629–35
11. National Coalition for the Homeless: <http://www.nationalhomeless.org/factsheets/tobacco.html>
12. Tobacco Use Among Adults with Mental Illness and Substance Abuse Disorders: <https://www.cdc.gov/tobacco/disparities/mental-illness-substance-use/index.htm>
13. Centers for Disease Control and Prevention. [Vital Signs: Current Cigarette Smoking Among Adults Aged ≥18 Years with Mental Illness—United States, 2009–2011](#). Morbidity and Mortality Weekly Report 2013;62(05):81-87
14. U.S. Department of Health and Human Services. [Tobacco Use Among U.S. Racial/Ethnic Minority Groups—African Americans, American Indians and Alaska Natives, Asian Americans and Pacific Islanders, and Hispanics: A Report of the Surgeon General, 1998](#)

\*Indicates a confidence interval greater than  $\pm 9$  percentage points